



ಬೃಹತ್ ಬೆಂಗಳೂರು ಮಹಾನಗರ ಪಾಲಿಕೆ  
Bruhat Bengaluru Mahanagara Palike



# BBMP COVID-19 WAR ROOM 12.02.2022



# OVERVIEW OF COVID-19 IN BENGALURU



## CASE TRENDS

ACTIVE CASES **15,679**

### Confirmed Cases

**1,293**

17,69,809 #

### Recovered Cases

**3,833**

17,37,367 #

### Death Cases

**10**

16,763 #



## HOSPITALIZATION

**755**

### ICU – V

**37**

### ICU

**167**

### HDU

**82**

### General

**469**

INCLUDES GOVT. QUOTA AND PRIVATE WALK-IN HOSPITALIZATION



## VACCINATION

**45,209** 1,72,98,351 #

### First Dose

**2,693**

92,39,022 #

### Second Dose

**37,971**

78,30,492 #

### Precaution Dose

**4,545**

2,28,837 #



## TRIAGING

### MTU

**817**

### Tele Triage

**1,098**



## ACTIVE CZs

**33**

### MCZs (< 5 cases)

**13**

### Clusters (> 5 cases)

**20**



## TESTING

**52,327** 2,87,66,707 #

### RAT

**9,101**

### RTPCR

**43,226**

Positivity : 4.04%

\*FOR LAST 7 DAYS

# : indicates cumulative numbers till date



# ABSTRACT OF COVID-19 SCENARIO IN BENGALURU



	MALE			FEMALE			TRANSGENDER			TOTAL		
	Last 24 Hours	Last 7 Days	Cumulative	Last 24 Hours	Last 7 Days	Cumulative	Last 24 Hours	Last 7 Days	Cumulative	Last 24 Hours	Last 7 Days	Cumulative
<b>Positive Cases</b>	721	9,284	10,27,661	572	6,889	7,08,726	0	0	185	1,293	16,173	17,69,809
<b>Recovered Cases</b>	1,957	26,101	9,64,955	1,876	20,032	6,62,206	0	0	179	3,833	46,133	17,37,367
<b>Death Cases</b>	3	65	10,527	7	38	6,085	0	0	4	10*	103	16,763
<b>Total Tests Done</b>	<b>In Last 24 hrs. : 52,327</b>			<b>In last 7 days : 4,00,711</b>			<b>Cumulative : 2,87,66,707</b>					
<b>Vaccine Doses Administered</b>	<b>In Last 24 hrs. : 45,209</b>			<b>In last 7 days : 2,65,980</b>			<b>Cumulative : 1,72,98,351</b>					
<b>ACTIVE CASES</b>									<b>15,679</b>			

\*Covid deaths occurred today : 00 | Covid deaths occurred beyond last 24 hrs., reported today : 10

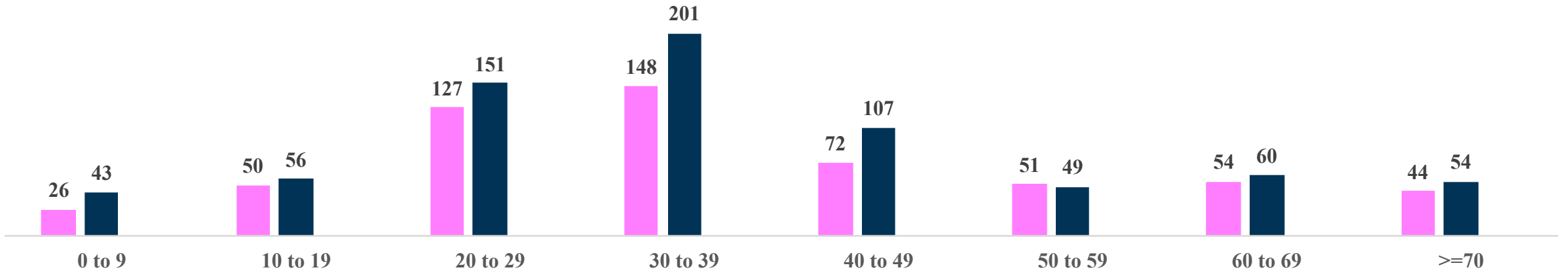


# LAST 24 HOURS AGE GROUP AND GENDER WISE DISTRIBUTION

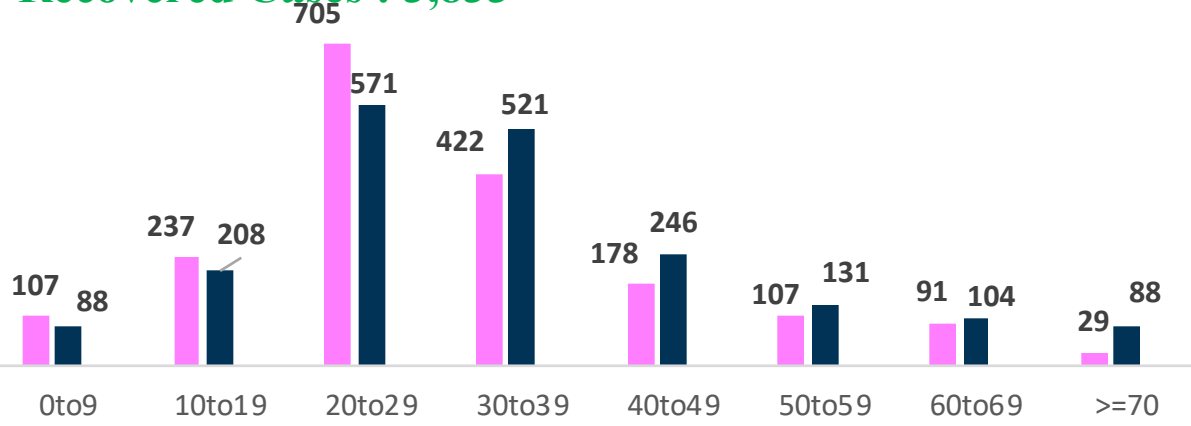


Positive Cases : 1,293

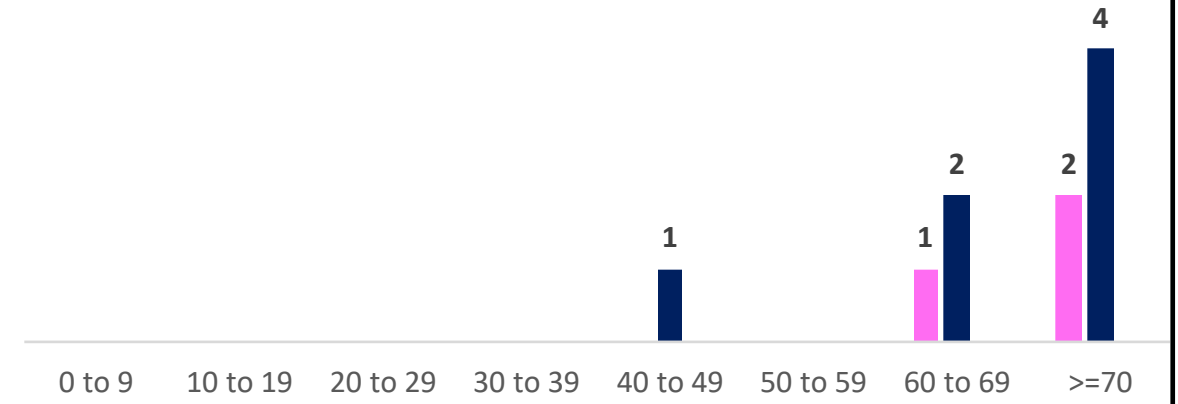
Female Male Transgender



Recovered Cases : 3,833

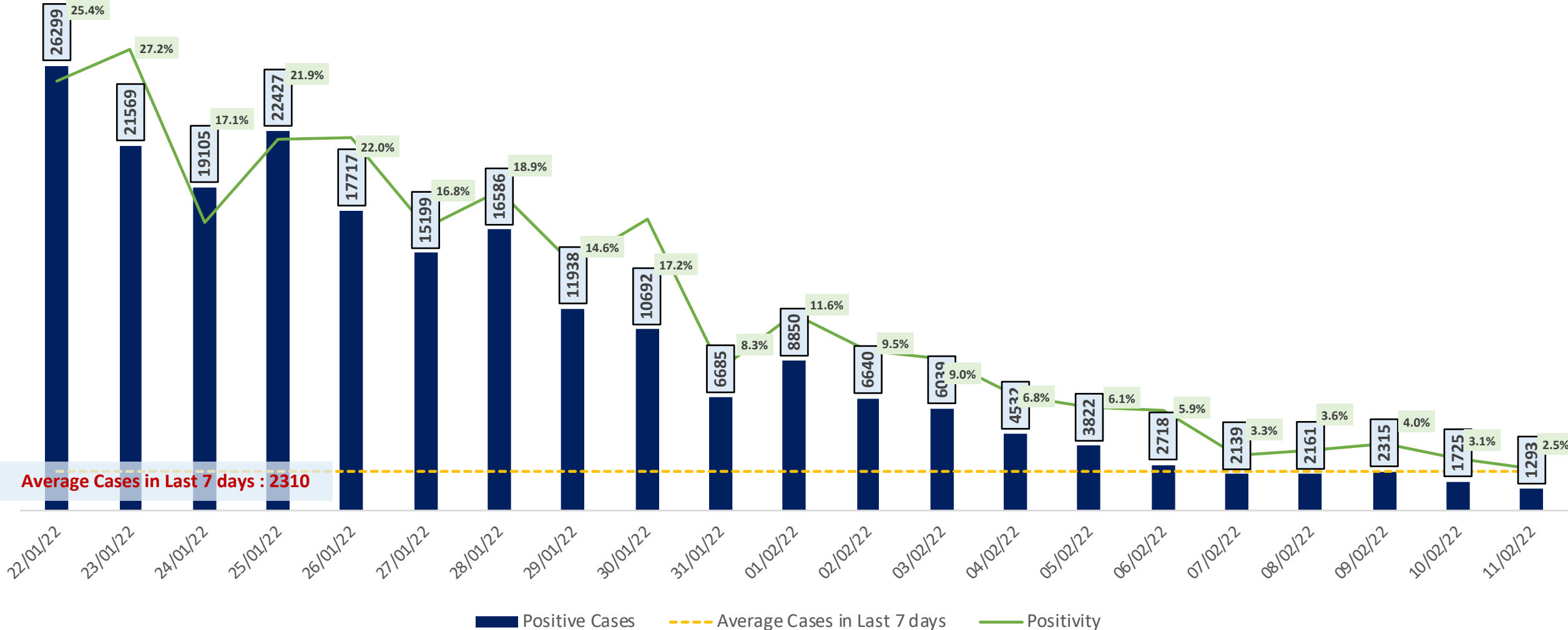


Death Cases : 10



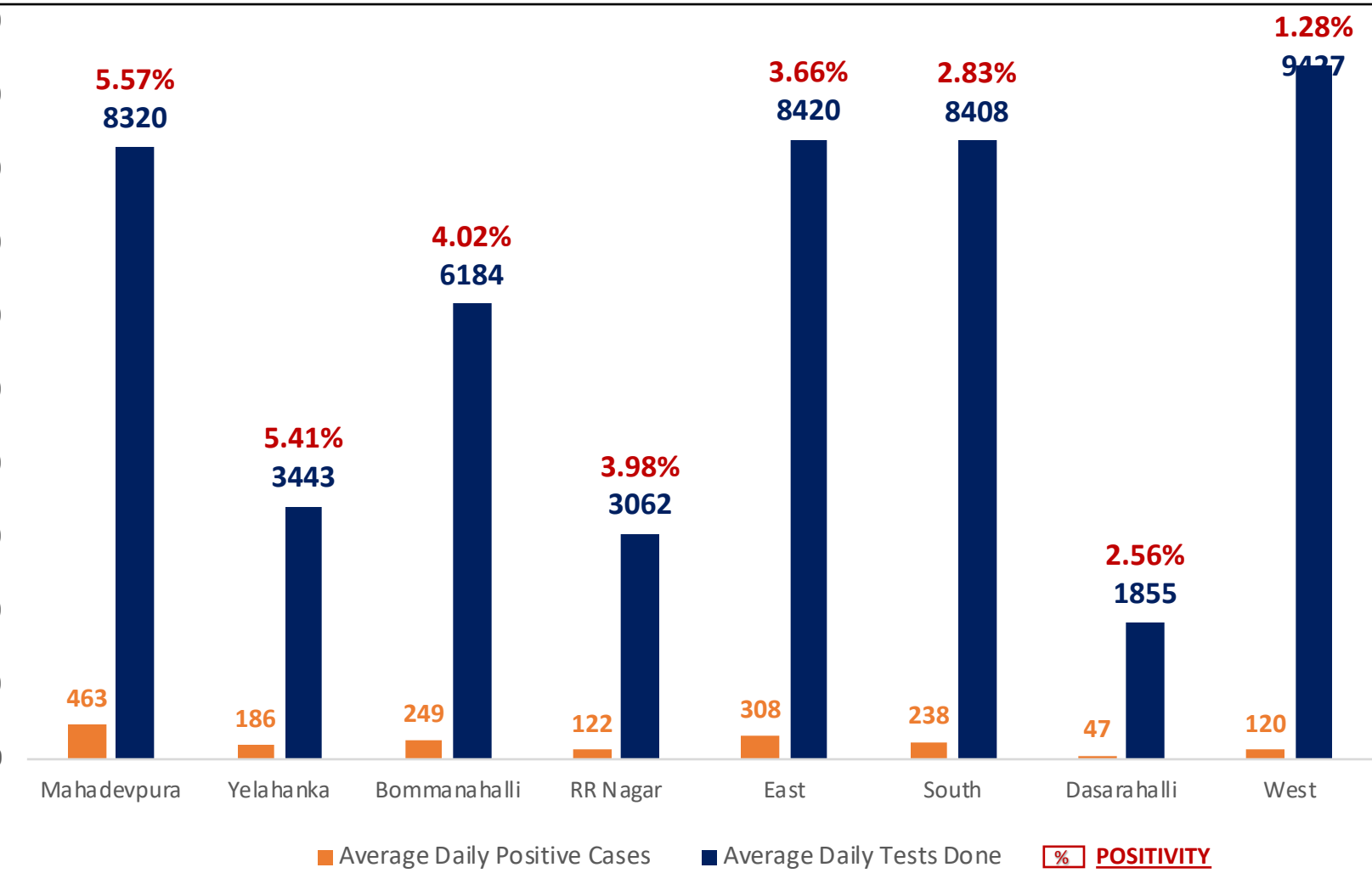


# POSITIVITY RATE OF BENGALURU – LAST 21 DAYS





# ZONE WISE COVID19 CASE MANAGEMENT FOR LAST 7 DAYS



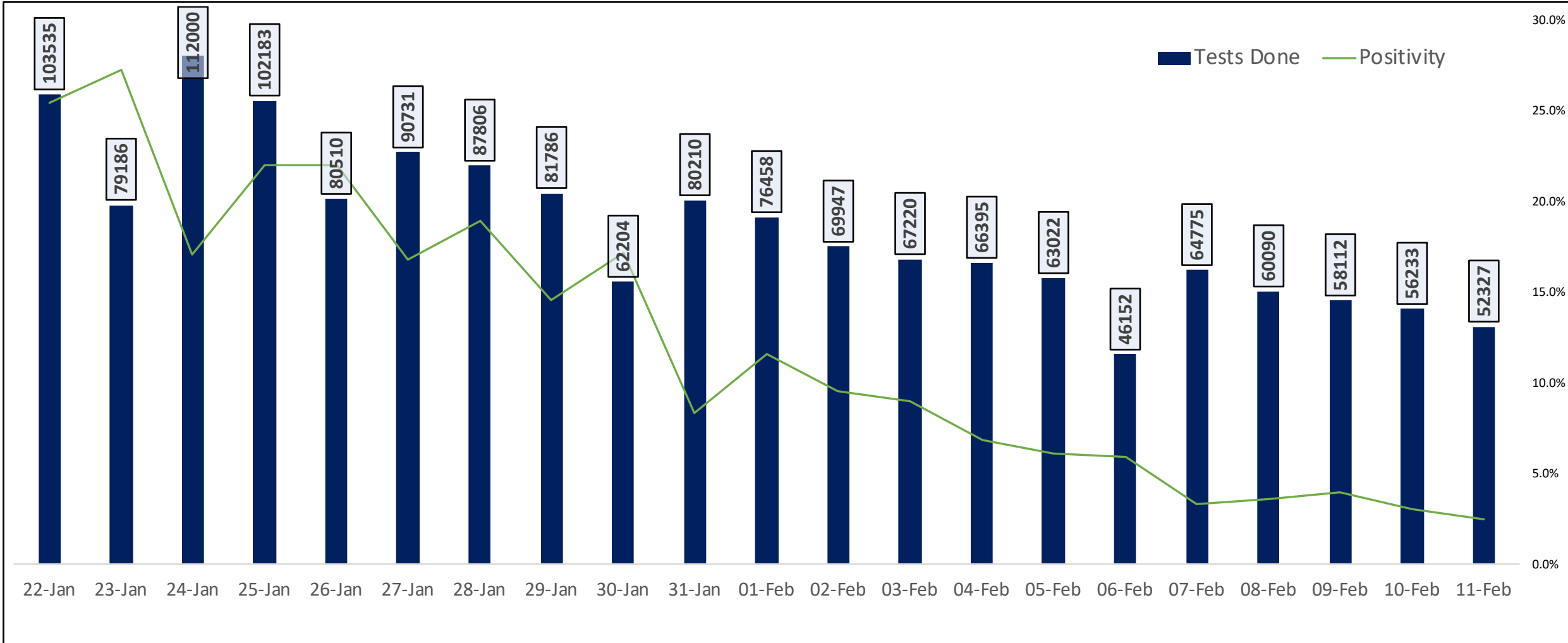
Zone Name	Hospital/CCC	Home isolation	Under Tracing
BOMMANAHALLI	6.40%	93.60%	0.00%
DASARAHALLI	8.88%	91.12%	0.00%
EAST	4.60%	95.34%	0.05%
MAHADEVAPURA	4.15%	95.85%	0.00%
RR NAGAR	4.10%	95.90%	0.00%
SOUTH	4.25%	95.75%	0.00%
WEST	13.86%	85.58%	0.55%
YELAHANKA	8.75%	91.13%	0.11%



# TESTING TRENDS IN BENGALURU

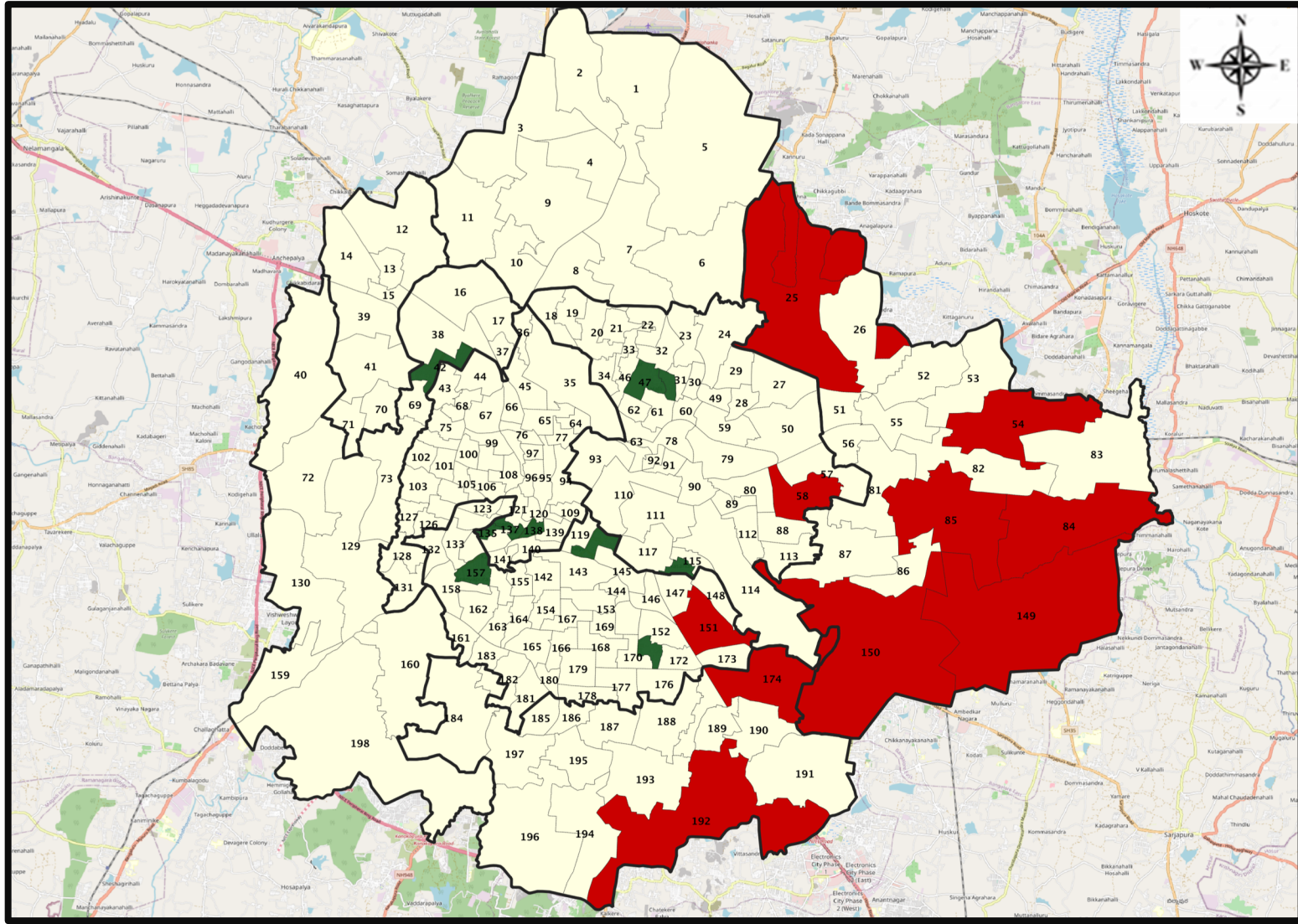


Total Test Conducted Till Date	Test Conducted Last 24 hours	Last 7 Days Average
2,87,66,707	52,327	57,244





# BENGALURU URBAN MAP SHOWING TREND OF POSITIVE CASES IN LAST 7 DAYS



### Top 10 wards reporting highest number of positive cases in last 7 days

Ward No.	Ward Name	Daily Cases Average
150	Bellanduru	95
85	Dodda Nekkundi	54
149	Varthuru	48
25	Horamavu	47
84	Hagadur	41
192	Begur	40
174	HSR Layout	38
58	New Tippasandra	31
151	Koramangala	30
54	Hudi	30

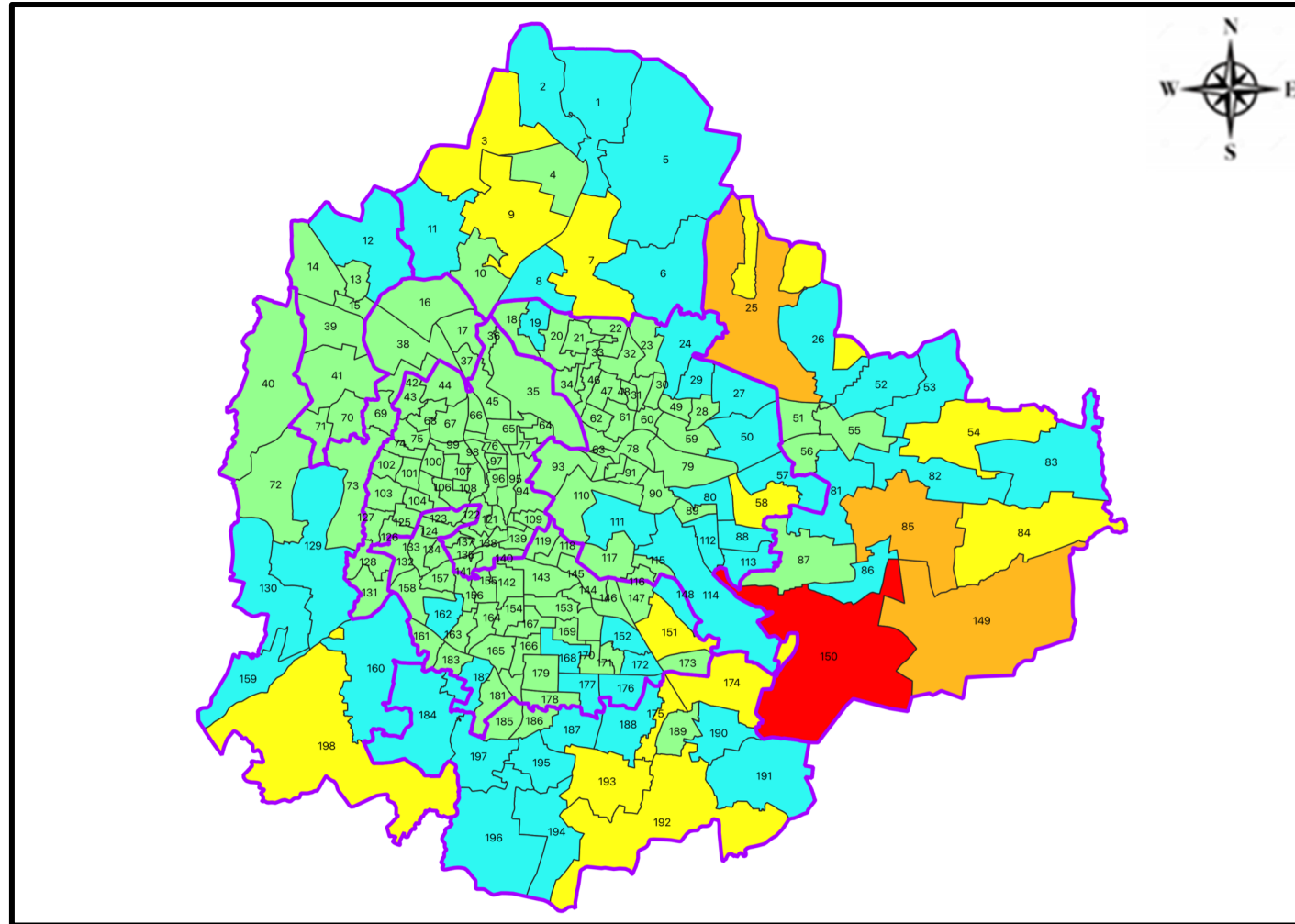
### Top 10 wards reporting least number of positive cases in last 7 days







Ward No.	Ward Name	Daily Cases Average
47	Devara Jeevanahalli	0
138	Chalavadipalya	0
42	Lakshmi Devi Nagar	0
157	Gali Anjaneya Temple	0
137	Rayapura	0
118	Sudham Nagar	0
48	Muneshwara Nagar	0
171	Gurappanapalya	0
135	Padarayanapura	0
116	Nilasandra	0





# BENGALURU MAP SHOWING INTENSITY OF POSITIVE CASES IN LAST 7 DAYS



-  **Level 1 : 0 to 50 Cases**
-  **Level 2 : 50 to 150 Cases**
-  **Level 3 : 150 to 300 Cases**
-  **Level 4 : 300 to 500 Cases**
-  **Level 5 : More than 500 Cases**
-  **Zone Boundaries**

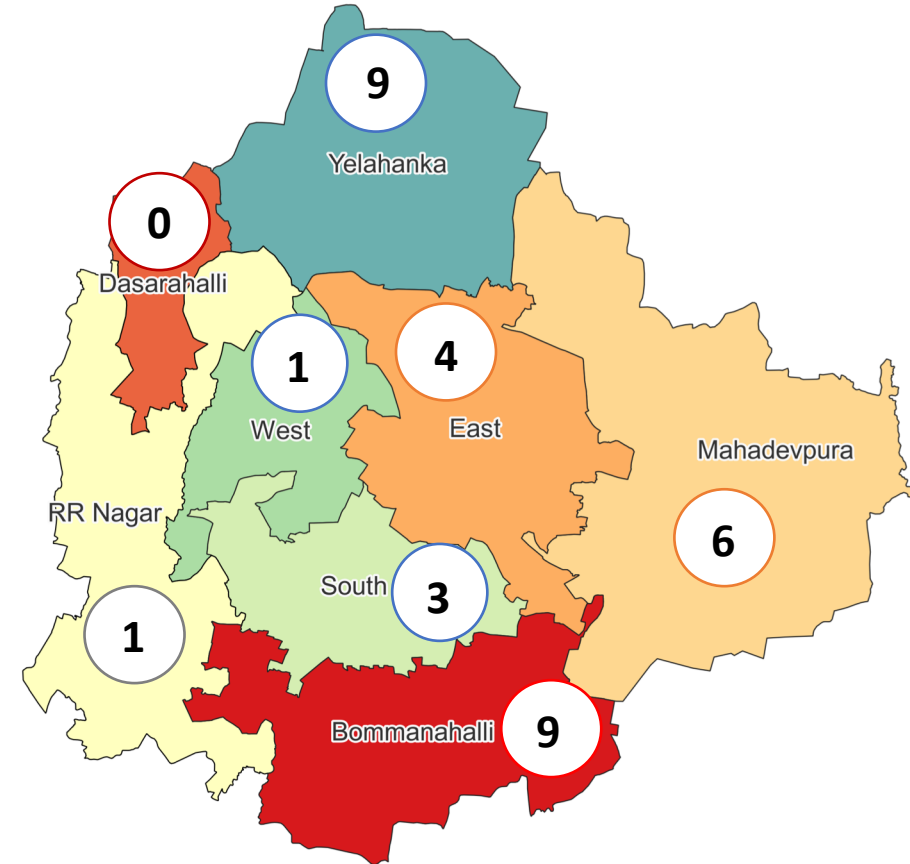


# CONTAINMENT ZONE DETAILS



Zone Name	TOTAL CZs	Less Than 5 Cases	5 To 14 Cases	More Than 14 Cases
BOMMANAHALLI	9 (▼1)	8 (▲2)	1 (▼3)	0 (-)
DASARAHALLI	0 (-)	0 (-)	0 (-)	0 (-)
EAST	4 (▼5)	4 (▼5)	0 (-)	0 (-)
MAHADEVPURA	6 (-)	0 (-)	6 (-)	0 (-)
RR NAGAR	1 (-)	1 (-)	0 (-)	0 (-)
SOUTH	3 (-)	2 (-)	1 (-)	0 (-)
WEST	1 (-)	1 (-)	0 (-)	0 (-)
YELAHANKHA	9 (▲1)	4 (▲1)	4 (-)	1 (-)
<b>TOTAL</b>	<b>33 (▼5)</b>	<b>20 (▼2)</b>	<b>12 (▼3)</b>	<b>1 (-)</b>

## Total Active Containment Zones



### Types of Containment

Zone Name	Apartments	Individual House	Hostels/Quarters	Others	Schools/Colleges
BOMMANAHALLI	8 (▼1)	1 (-)	0 (-)	0 (-)	0 (-)
DASARAHALLI	0 (-)	0 (-)	0 (-)	0 (-)	0 (-)
EAST	0 (▼2)	4 (▼3)	0 (-)	0 (-)	0 (-)
MAHADEVPURA	6 (-)	0 (-)	0 (-)	0 (-)	0 (-)
RR NAGAR	0 (-)	0 (-)	0 (-)	0 (-)	1 (-)
SOUTH	1 (-)	2 (-)	0 (-)	0 (-)	0 (-)
WEST	1 (-)	0 (-)	0 (-)	0 (-)	0 (-)
YELAHANKHA	4 (▲1)	3 (-)	1 (-)	1 (-)	0 (-)
<b>TOTAL</b>	<b>20 (▼2)</b>	<b>10 (▼3)</b>	<b>1 (-)</b>	<b>1 (-)</b>	<b>1 (-)</b>

▲▼ : Shows increase and decrease in numbers as compared to previous day



# GOVT. QUOTA COVID BED STATUS AS ON 12.02.2022



SR. NO.	Facility Type	No. of Hospital	Total Allocated Beds for C+ Patients					Occupied Beds for C+ Patients					Net Available Beds for C+ Patients				
			Gen Beds	HDU	ICU Beds	ICU-V	Total	Gen Beds	HDU	ICU Beds	ICU-V	Total	Gen Beds	HDU	ICU Beds	ICU-V	Total
1	Government Medical Colleges	4	120	255	33	27	435	9	17	8	2	36	111	238	25	25	399
2	Government Hospitals	18	636	292	74	98	1,100	8	18	5	2	33	628	274	69	96	1,067
3	Private Medical Colleges	12	166	176	76	46	464	7	14	19	16	56	159	162	57	30	408
4	Private Hospitals	32	181	61	49	42	333	2	6	10	11	29	179	55	39	31	304
5	Covid Care Centre	3	428					1					427				
<b>Total Beds</b>		<b>69</b>	<b>1,531</b>	<b>784</b>	<b>232</b>	<b>213</b>	<b>2,760</b>	<b>27</b>	<b>55</b>	<b>42</b>	<b>31</b>	<b>155</b>	<b>1,504</b>	<b>729</b>	<b>190</b>	<b>182</b>	<b>2,605</b>

\* Status as on 12.02.2022 – 06:00PM



# ACTIVE PATIENTS ADMITTED UNDER GOVT. QUOTA



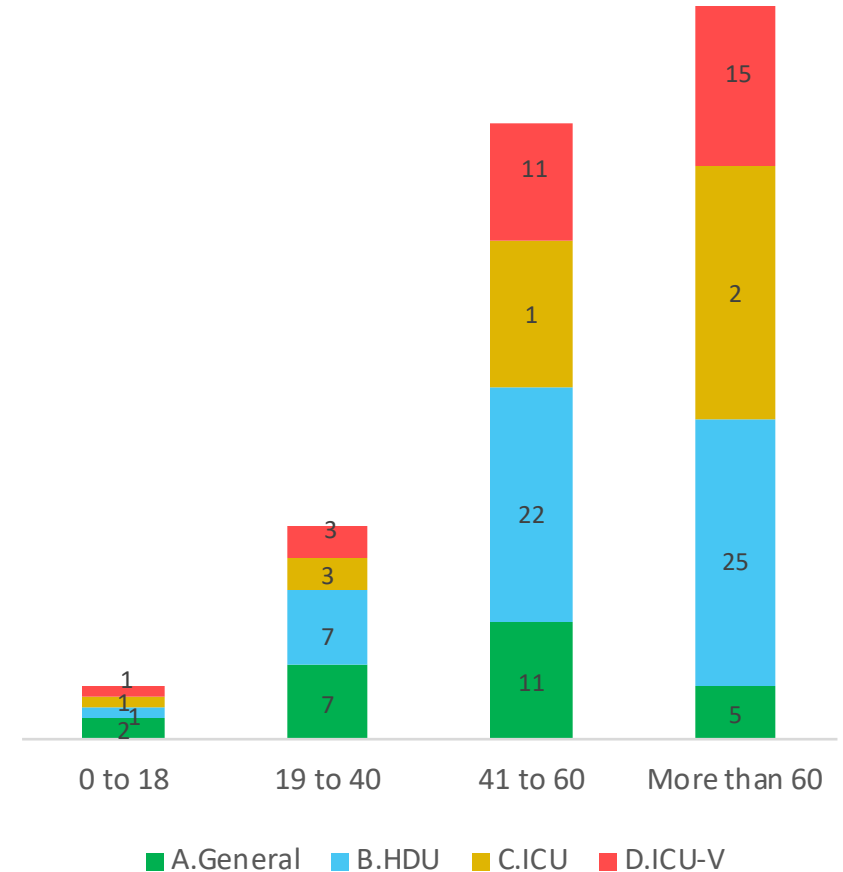
## Admission By Bed Type And Number Of Days From Date Of Admission

Days in Hospital	General	HDU	ICU	ICU-V	Total
0 to 7 Days	19	36	23	9	87
8 to 14 Days	3	9	12	10	34
15 to 21 Days	1	7	3	7	18
Beyond 21 days	2	3	4	4	13
<b>TOTAL</b>	<b>25</b>	<b>55</b>	<b>42</b>	<b>30</b>	<b>152</b>

\* Only Government Quota Admissions through CHBMS considered

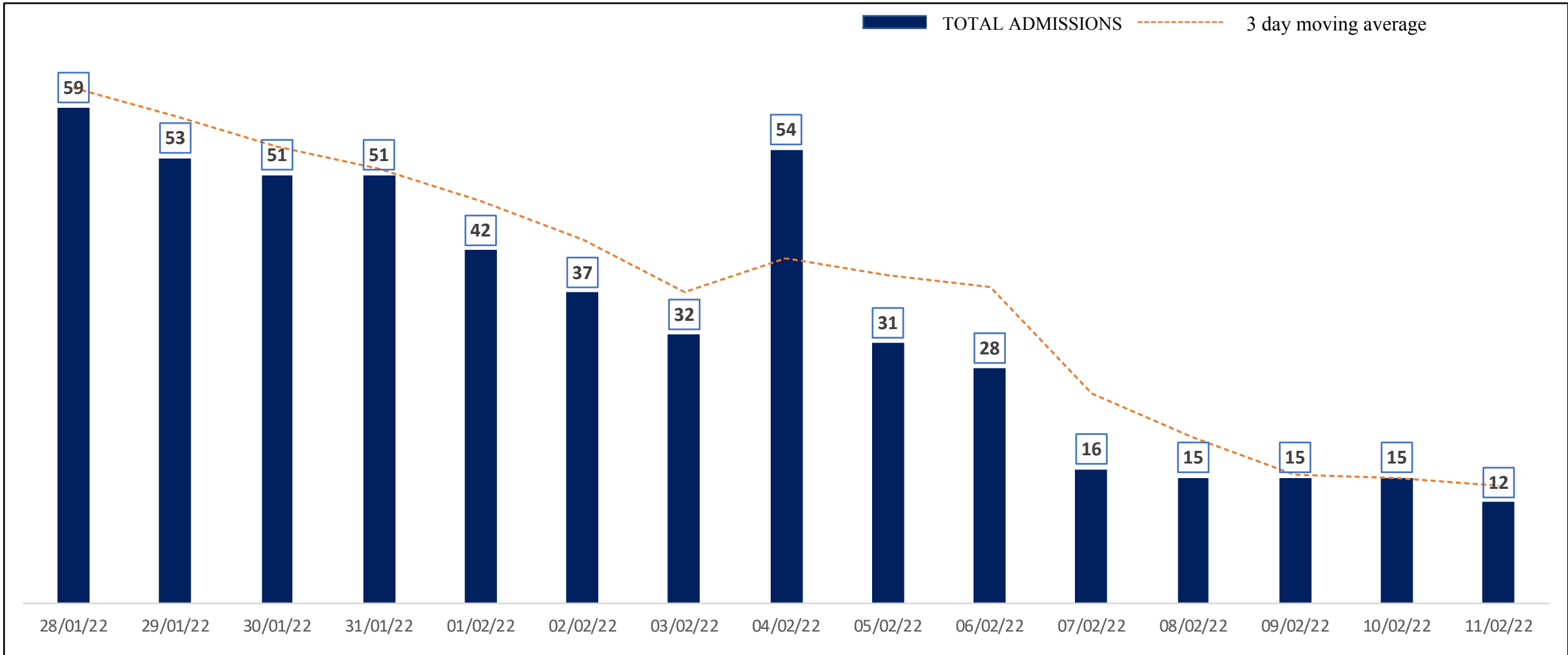
\* Status as on 12.02.2022 – 06:00PM

## Age Group Distribution Of Active Hospital Admission





# HOSPITAL ADMISSIONS LAST 15 DAYS TREND



\* Only Government Quota Admissions through CHBMS considered

\* Only Fresh Admissions considered

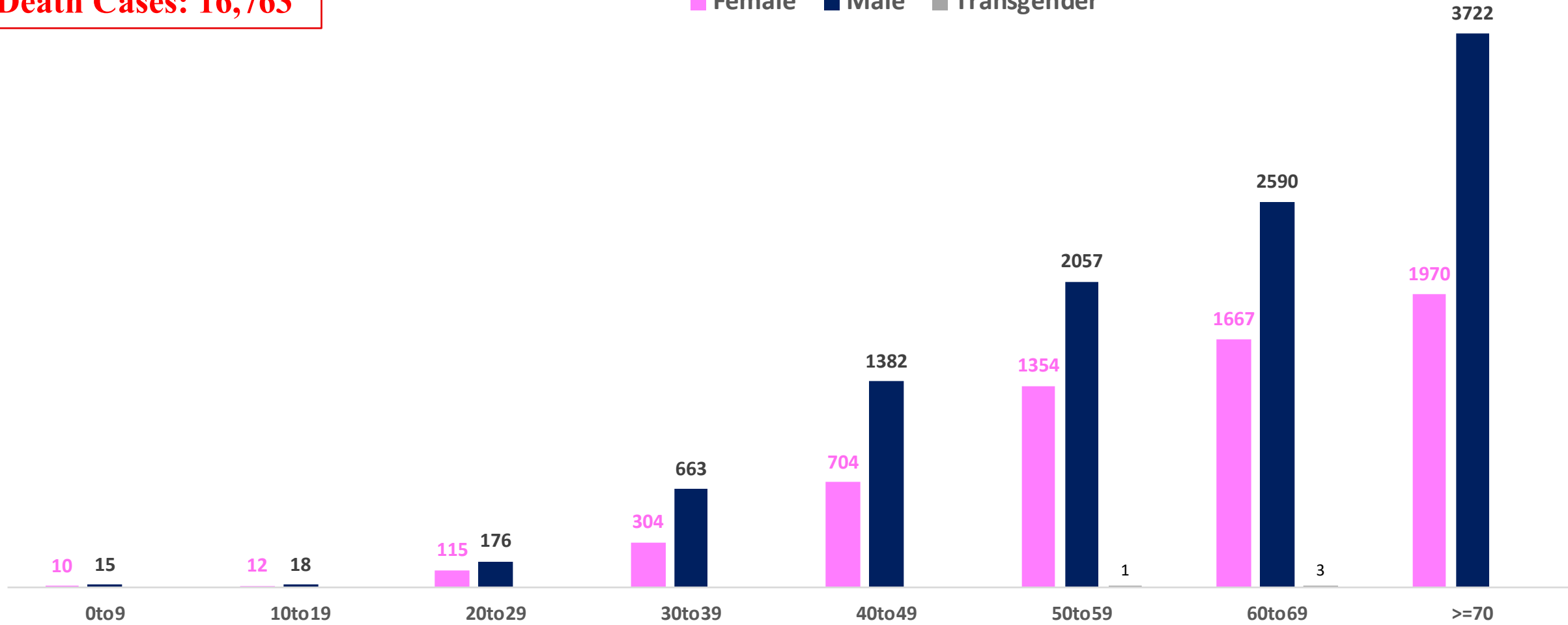


# AGE AND GENDER WISE DISTRIBUTION OF DEATH CASES



**Death Cases: 16,763**

Female Male Transgender





# VACCINATION COVERAGE AS ON 11.02.2022

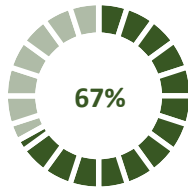
## Total Doses Administered

**1,72,98,351**

▲ 45,209

Total 15-18 years Population : 4.42 Lakhs

### 1<sup>ST</sup> DOSE

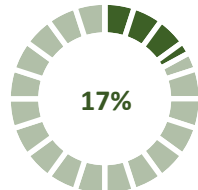


**2,96,470**

Doses administered

▲ 1,265

### 2<sup>ND</sup> DOSE



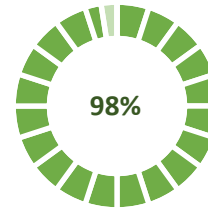
**75,591**

Doses administered

▲ 9,166

Total adult Population : 91.7 Lakhs

### 1<sup>ST</sup> DOSE

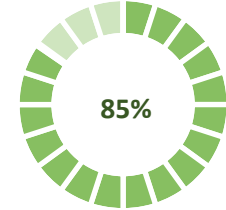


**89,42,552**

Doses administered

▲ 1,428

### 2<sup>ND</sup> DOSE



**77,54,901**

Doses administered

▲ 28,805

## Priority Group\*

\* the numbers represent doses administered only

Health Care Workers

**4,03,537**

Doses administered

▲ 814

Frontline Workers

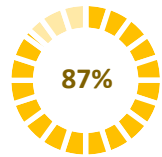
**7,40,170**

Doses administered

▲ 1,370

## 18 - 44 Years Coverage

### Dose 1

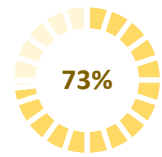


**56,89,168**

Doses administered

▲ 1,089

### Dose 2



**48,19,142**

Doses administered

▲ 18,461

## PRECAUTION DOSE



**2,28,837**

Doses administered

▲ 4,545

## PRECAUTION DOSES ADMINISTERED

Health Care Workers

**49,224**

Booster Doses administered

▲ 526

Front Line Workers

**26,830**

Booster Doses administered

▲ 628

60 + Years Coverage

**1,52,783**

Booster Doses administered

▲ 3,391

## 45 – 59 Years Coverage

### Dose 1



**16,87,019**

Doses administered

▲ 190

### Dose 2



**15,15,507**

Doses administered

▲ 4,847

## 60 + Years Coverage

### Dose 1



**9,74,650**

Doses administered

▲ 146

### Dose 2



**8,68,260**

Doses administered

▲ 3,316



## COVID-19 SCENARIO IN BENGALURU AND OTHER METROPOLITAN CITIES



CITY NAME	Positive Cases	Active Cases	Recovered	Deceased	Vaccine Doses Administered
New Delhi	18,49,596	4,812	18,18,737	26,047	3,05,07,502
Bengaluru*	17,69,809	15,679	17,37,367	16,763	1,99,92,145
Mumbai	10,52,495	3,219	10,29,772	16,679	1,97,40,524
Chennai	7,45,849	8,057	7,28,749	9,043	97,70,895
Kolkata	4,46,234	2,322	4,38,315	5,597	94,33,045

Source : <https://dashboard.cowin.gov.in/> at 4:30 pm (12.02.2022)

Source : <https://www.covid19tracker.in/> at 4:30 pm (12.02.2022)

\*includes BBMP & Bengaluru Urban





# SNAPSHOT OF COVID-19 CASES IN BENGALURU URBAN



**Total Wards With  
<=100 Cases\* :  
165**

**Tests Conducted  
On 11.02.2022:  
52,327**

**Recovery  
Rate:  
98.17%**

**Total  
Active Cases :  
15,679**

**Total Vaccinated on  
11.02.2022:  
45,209**

**Positivity  
Rate\* :  
4.04%**

**Active  
Rate:  
0.89%**

**Case  
Fatality Rate\* :  
0.64%**



\*Total positive cases In the past 7 days

\*CFR and positivity is for Past 7 days



ಬೃಹತ್ ಬೆಂಗಳೂರು ಮಹಾನಗರ ಪಾಲಿಕೆ  
Bruhat Bengaluru Mahanagara Palike



<b>Download BBMP Bulletin</b>	<a href="https://apps.bbmpgov.in/covid19/mediabulletin.php">https://apps.bbmpgov.in/covid19/mediabulletin.php</a>
<b>For BBMPCovid19 Bed Status:</b>	<a href="https://apps.bbmpgov.in/covid19/en/Bedstatus.php">https://apps.bbmpgov.in/covid19/en/Bedstatus.php</a>
<b>To register for vaccination :</b>	<a href="https://selfregistration.cowin.gov.in/">https://selfregistration.cowin.gov.in/</a>
<b>BBMP COVID19 Dashboard:</b>	<a href="https://apps.bbmpgov.in/covid19/">https://apps.bbmpgov.in/covid19/</a>
<b>Follow us on:</b>	 <a href="http://www.facebook.com/bbmp.comm1/">www.facebook.com/bbmp.comm1/</a>
	 <a href="https://twitter.com/BBMPCOMM">twitter.com/BBMPCOMM</a>



**ಆರೋಗ್ಯ ಮತ್ತು ಕುಟುಂಬ ಕಲ್ಯಾಣ ಇಲಾಖೆ**

ಶ್ರೀ ಬಸವರಾಜ್ ಎನ್ ಕೋಯ್ಯಾರು  
ಸಿಬಿಆರ್, ಮುಖ್ಯಮಂತ್ರಿಗಳು

**ಕೋವಿಡ್-19 ಸ್ವಾಭಾವಿಕವಾಗಿ ಮಾಡಿಸಿಕೊಳ್ಳುತ್ತಿದ್ದೀರಾ?**

ಮನೆಯಲ್ಲಿ ಪ್ರತ್ಯೇಕತೆ (ಕ್ವಾರಂಟೈನ್) ಯನ್ನು ಪಾಲಿಸುವುದು ನಿಮ್ಮ ಜವಾಬ್ದಾರಿ

ಮುನ್ನೆಚ್ಚರಿಕೆಯ ಕ್ರಮವಾಗಿ, ಕೋವಿಡ್-19 ಸ್ವಾಭಾವಿಕವಾಗಿ ಮಾಡಿಸಿಕೊಳ್ಳುವುದೇ ಉತ್ತಮ ಕ್ರಮವಾಗಿ ಪರಿಶೀಲಿಸಿ ಕ್ರಮಗಳನ್ನು ತೆಗೆದುಕೊಳ್ಳಿ. ಕೋವಿಡ್-19 ಸ್ವಾಭಾವಿಕವಾಗಿ ಮಾಡಿಸಿಕೊಳ್ಳುವುದು ನಿಮ್ಮ ಜವಾಬ್ದಾರಿ.

**ಕೋವಿಡ್-19 ಅಥವಾ ಇತರ ಆರೋಗ್ಯ ತುರ್ತು ಪರಿಸ್ಥಿತಿಗಳಿಗೆ ಸಹಾಯವಾಣಿ ಸಂಖ್ಯೆಗಳು**

<b>ಅಪ್ಪಿಕ್ಯಾಲ್</b> <b>14410</b> ಕೋವಿಡ್-19 ಸಹಾಯವಾಣಿ, ಚಿಲಿಮೆಡಿಸಿನ್ ಮತ್ತು ಅಸ್ತಿತ್ವ ಲಾಭಿಸುವವರು	<b>ಸಹಾಯ ಪಡೆಯಿರಿ</b> <b>1533</b> ದಿವಿಎಂಐ ಪ್ರದೇಶಗಳಲ್ಲಿ ಕೋವಿಡ್-19 ಚಿಕಿತ್ಸೆ ಮತ್ತು ಲಸಿಕೆ ಸಂಬಂಧಿಸಿದ ಮಾಹಿತಿ	<b>ಅಂಬುಲೆನ್ಸ್</b> <b>108</b> ಕೋವಿಡ್-19 ಸೇರಿದಂತೆ ಎಲ್ಲಾ ಆರೋಗ್ಯ ತುರ್ತುಗಳಿಗೆ
--	--	--

**ಕೋವಿಡ್ ಸೂಕ್ತ ಸಂದರ್ಭದಲ್ಲಿ ಪಾಲಿಸಿ, ಜಾರ್ಜಿನ್ ರಕ್ಷಣೆ**

- ಗೈ-ಟು-ಗೈ
- ಮಾಸ್ಕ್ ಧರಿಸಿ
- ಸಾಮಾನ್ಯ ಸಂಪರ್ಕವನ್ನು ತಪ್ಪಿಸಿ
- ಸಾಮಾನ್ಯ ಸಂಪರ್ಕವನ್ನು ತಪ್ಪಿಸಿ
- ಸಾಮಾನ್ಯ ಸಂಪರ್ಕವನ್ನು ತಪ್ಪಿಸಿ
- ಸಾಮಾನ್ಯ ಸಂಪರ್ಕವನ್ನು ತಪ್ಪಿಸಿ

**ಸಂಪೂರ್ಣವಾಗಿ ಲಸಿಕೆ ಪಡೆದ ರಕ್ಷಣೆ ಪಡೆಯಿರಿ**

ಎಲ್ಲರಿಗೂ ಆರೋಗ್ಯ, ಎಲ್ಲೆಡೆಯೂ ಆರೋಗ್ಯ

Issued by:

Honorable Chief Commissioner, BBMP  
Special Commissioner Health & IT, BBMP  
MD, Bengaluru Smart City Limited

THANK YOU !

